

## Sink Quadra

Kitchen Sinks

Code: 1229 050



### DETAILS

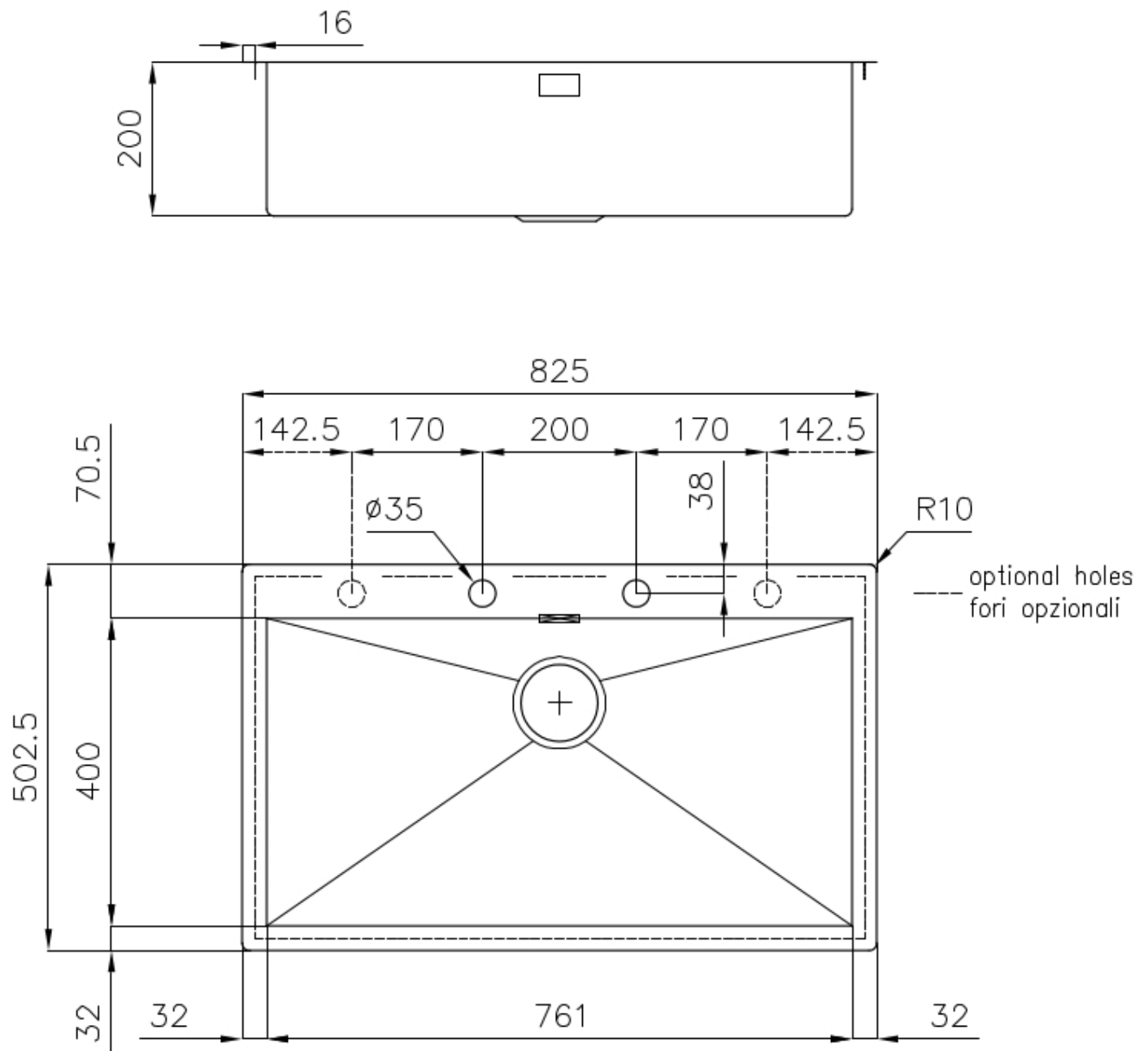
Edge/Installation Type	Flush-mount   Top-mount
Finish	Foster brushed
Material	AISI 304 stainless steel
Texture	Brushed in line
Base	90 cm
Dimensions	825x503 mm
Standard fittings	Fixing hooks, gasket, drain, overflow and siphon, boxed packing
Mixer holes	2 standard holes
Built-in hole	View technical data sheet

Drainer	No
Bowl dimension	761x400mm
Number of bowls	1 bowl
Waste fitting	Drain with automatic PM control

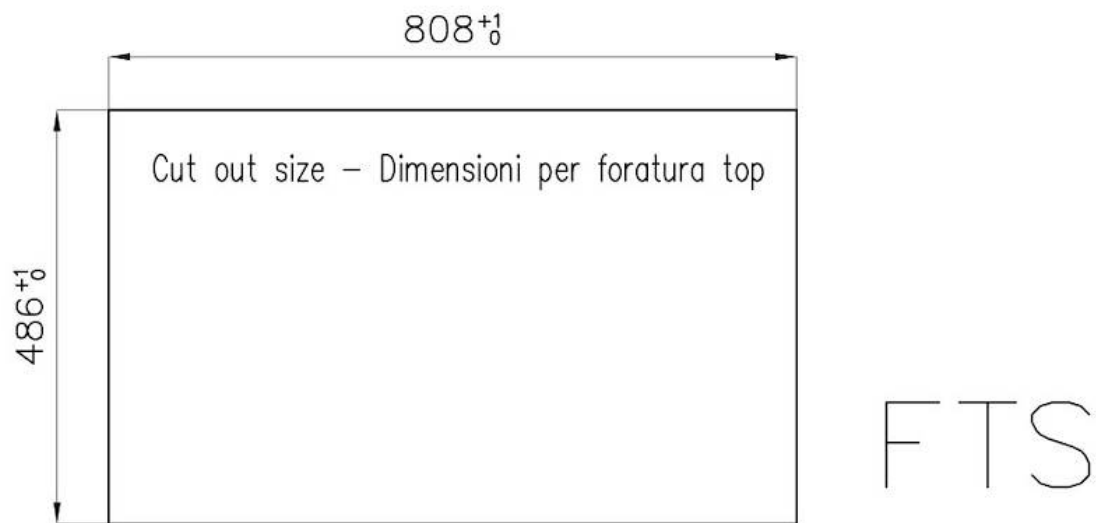
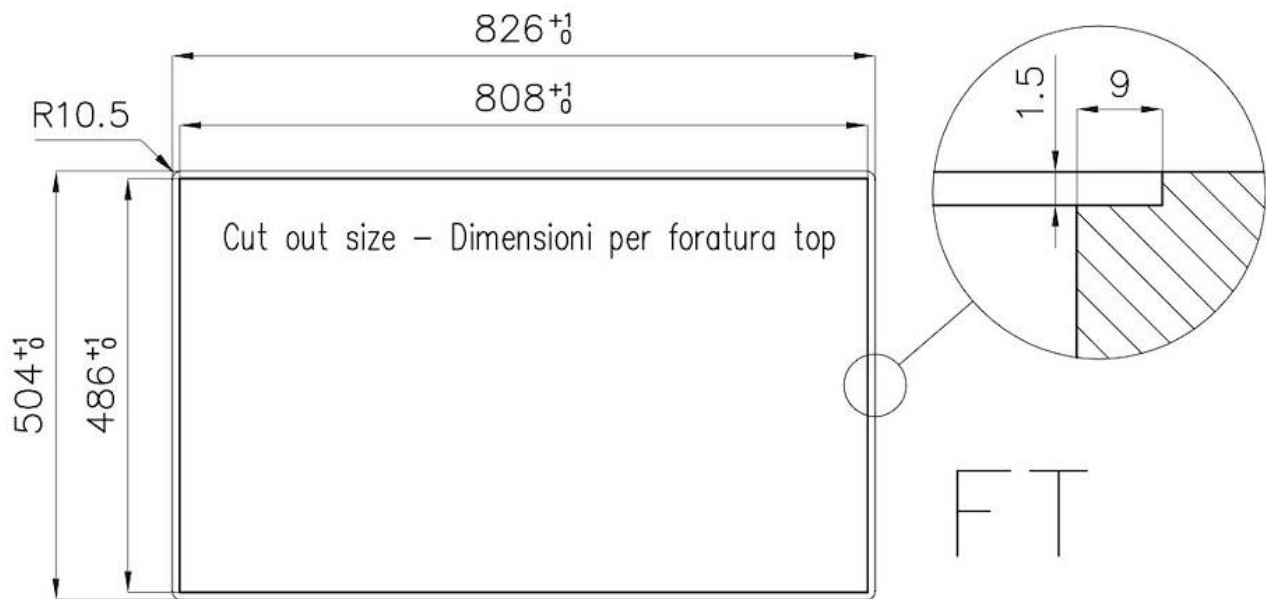
## FEATURES

Automatic waste fitting	The waste-fitting with round remote knob is supplied; a practical accessory which makes it unnecessary to get wet in order to drain the water from the bowl.
Basket 3,5" waste fitting	The drain is equipped with a large 3.5" drain, with the practical basket cap that prevents the discharge of solid parts.
Deep bowls	This bowls reach an important depth, over 20 cm, thanks to the advanced production technology, that can be offer great capieny and practicity in all the washing operations.
Diamond-shape bottom	The draining of water is an important feature in a sink, and it's always taken good care of in Foster products. In the bent-welded sinks, which would have a flat bottom, the proper draining is guaranteed by the elegant beveling, which helps the water flow.
Double mixer hole	The large tap counter is already fitted with a series of 2 tap holes. In the second hole it is possible to install the remote control of the automatic drain or, alternatively, a practical soap dispenser.
High thickness	1mm thick steel. A significant thickness, which guarantees the maximum sturdiness and durability.
Perimetral overflow	The overflow is always a security on the Foster sinks that prevents the overflow of water in case of oversights. The perimeter drain solution improves aesthetics thanks to its square and essential shape.
Squared bowls - 0/9 radius	The square bowls of Foster have perfectly squared vertical edges, while those on the bottom have a small radius of 9 mm that facilitates cleaning operations.

## TECHNICAL DATA



## Lavello serie Quadra cod. 1229/050



## EQUIPMENT



**Automatic waste fitting - PM**  
8407 113

## OPTIONAL ACCESSORIES



**Cestello inox**  
8612 000



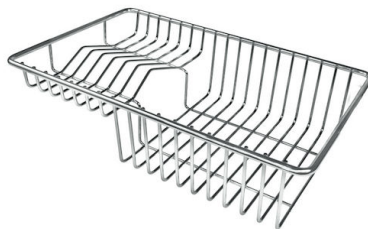
**Glass chopping board**  
8631 300



**HDPE Chopping board**  
8657 001



**HPDE Twin chopping board**  
8644 101



**Stainless steel plate rack**  
8100 303  
\* only in combination with the accessory  
8644 101



**Stainless steel plate rack**  
8100 201



**Stainless steel plate rack only  
usable in combination with the  
accessories 8644 003**

8100 154



**White bowl**

8153 100



**Graters kit with ring-holder and  
food collection tray**

8159 101

\* only in combination with the accessory  
8644 101



**Stainless steel perforated tray**

8151 000

\* only in combination with the accessory  
8644 101